



DIGITAL IMAGE & VIDEO ARCHIVER



DIVA interfaces with

LAPAROSCOPE

ENDOSCOPE

SURGICAL MICROSCOPE

COLOR DOPPLER

ULTRASOUND MACHINE

URETHROSCOPE

ARTHROSCOPE

C-ARM

CYSTOSCOPE

CCD CAMERA

Another essential tool to raise the standards of your practice




RMS DIVA

DIGITAL IMAGE & VIDEO ARCHIVER

Digital Image & Video Archiver (DIVA) is a unique product which finds application in almost all medical disciplines, especially those supplemented by surgery like Neurology, Ophthalmology, ENT and Cardiology. It enables the discerning professional to capture all procedures in real time, as video or static images, while working with the patient. The footage thus captured can be extensively edited for later use in archival patient records, research, presentations and reference.

The DIVA clearly scores over the previous generation of systems, which were primarily analog (video tapes, slides, paper printout, OHP slides etc.). You now have the freedom to work with and digitally sustain the quality of your images & video data which are no longer bulky or difficult to manage and edit.

The DIVA is a winner all the way!



Radiology



Laparoscopy



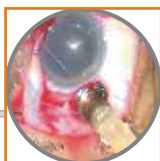
ENT



Neuro Surgery



Color Doppler



Ophthalmology



Endoscopy



Urology

Why DIVA ?

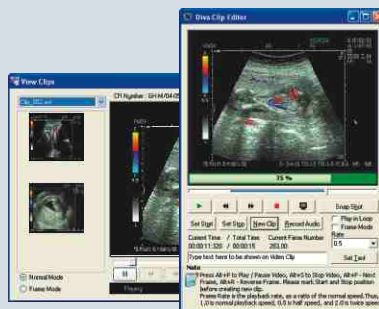
- Open connectivity allows interfacing with most medical equipment.
- Installation outside sterile zone.
- Online compression optimizes usage of hard disk space.
- Hands-free recording trigger.
- User defined clips and images extraction with image editing and cropping.
- Enhanced editing features include Text & Voice over recording
- Image Flip (mirror) during real-time view and acquisition
- Advanced Archival & Retrieval systems for secure patient data, images & videos.
- Archived videos and images transportable through e-mail/web.
- Images & Videos exportable to Power Point and other destinations folder.
- Auto-run customized CD generation.
- Adjustable frame speed during playback.
- Dynamic status bar display during recording
- Predefined report formats with auto alignment of text and images.
- Laptop compatible.
- International reporting pattern for Gastroenterology.
- DIVA over networked environment.

System Requirements

1. Pentium-IV processor.
Please refer to our formal offer for exact computer configuration.
2. 256 MB RAM.
3. 40 GB hard disk.
4. Sound card for audio capture.
5. CD-Writer.
6. Inkjet printer.
7. Operating System - Windows ME/2000 or XP.



CD Presentation

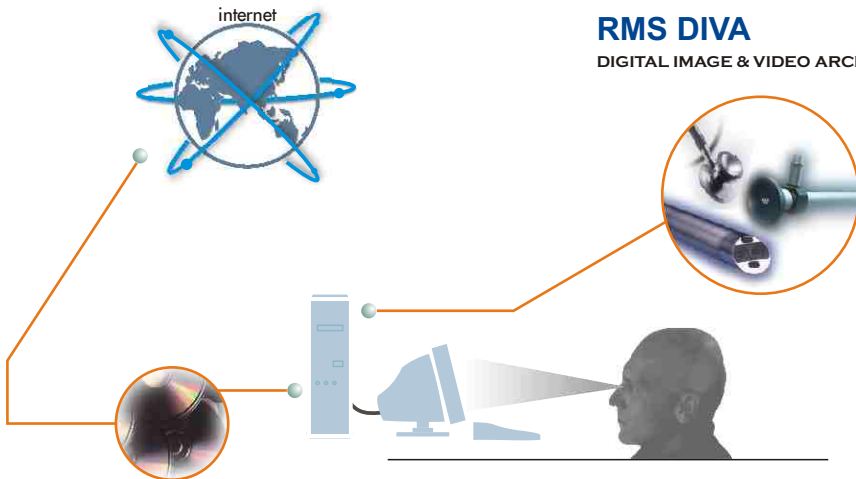


View Clips/Clip Editing



Captured Images





RMS DIVA

DIGITAL IMAGE & VIDEO ARCHIVER

Recorders & Medicare Systems (RMS) was founded in the year 1975. That was the time we laid the foundation for the electrophysiology industry in India. Ever since, we have remained the cornerstone of this industry in the country, leading change and product innovation through intensive indigenous research & development. It therefore comes as no surprise that since then, RMS has indigenously developed 12 new products with multiple variants in the twenty-nine years of its existence. Our efforts have translated into an installed base of more than 7,000+ installations across 6,000 satisfied clients in 650+ cities countrywide.

The last thirty years have seen our sales and service network expanding from a single location in Chandigarh (home to RMS), to 22 sales and support locations across India. In addition, dealers appointed in strategic locations further strengthen our market reach and serviceability. RMS has also extended its markets in the SAARC region through dealers and strategic partners in Sri Lanka, Nepal and Bangladesh. Our diagnostic equipments are also installed in Dubai and Indonesia among other countries.

Our corporate philosophy is well represented by our vision statement:

RMS will benefit the healthcare delivery infrastructure in India and developing countries worldwide by bringing to market high quality diagnostic equipment at affordable prices. Through an emphasis on quality, delighting its customers and growing its people, RMS will contribute to making the 'Made in India' brand stand for high production values and integrity in the workplace.

Since R&D is a continuous process, features & specifications subject to change without notice.

RECORDERS & MEDICARE SYSTEMS (P) LTD.

181/5, Industrial Area, Phase-1, Chandigarh 160 002, INDIA.
 Ph. : 91-172-2658701-705 Fax : 91-172-2653415, 5073626
 e-mail : rmshelpdesk@rmsindia.com
 website : www.rmsindia.com

Certifications: ISO 9001:2000, EN ISO 13485:2003